

HOW TO ACCESS YOUR EDUCATIONAL PLAN?



1

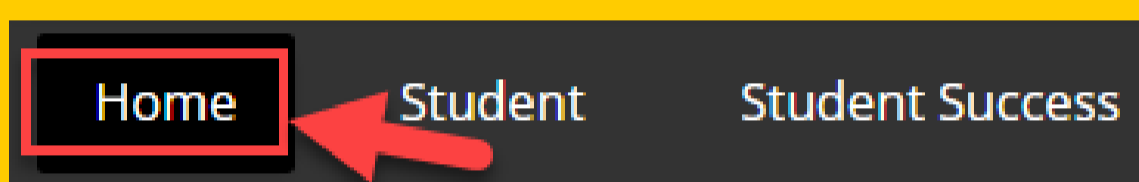
LOG INTO PORTAL

[INSIDE.MTSAC.EDU](https://inside.mtsac.edu)

A screenshot of a 'Sign In' form. It has a title 'Sign In' at the top. Below the title, there are two input fields: the first is for a username, containing the text 'jmountee', and the second is for a password, containing a series of dots. There are small icons of a person and a lock next to their respective fields.

2

CLICK ON THE "HOME" TAB FIND "MAP"

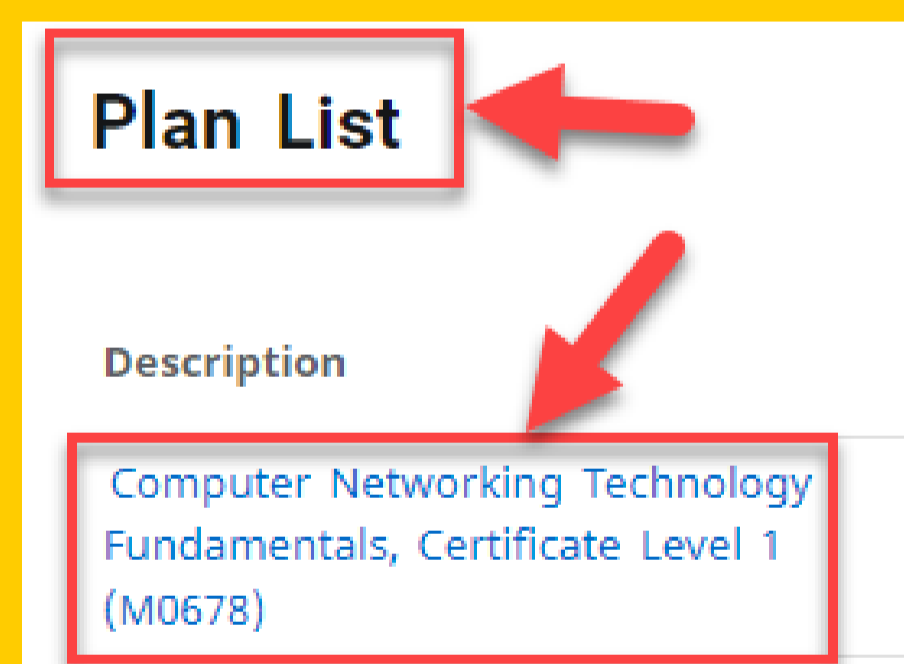
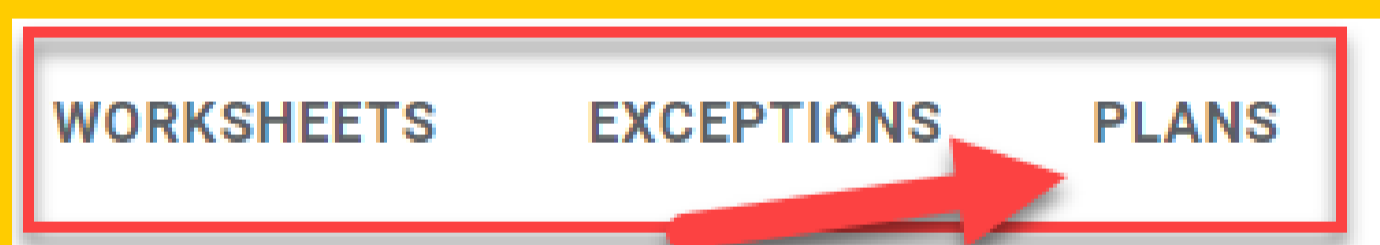


Get Started Now!

3

CLICK "PLANS" TAB

Locate the plan developed with your Counselor/Educational Advisor.



4

FOLLOW-UP

Meet with your Counselor/Educational Advisor before each registration period to update your educational plan.

