



How to Use NoodleTools

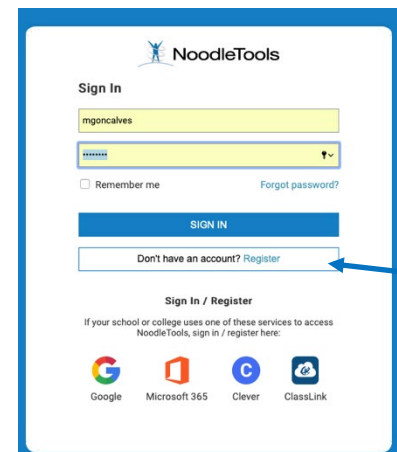
NoodleTools is a web-based application that allows you to create and edit MLA works cited lists, APA reference lists, or Chicago/Turabian lists online. NoodleTools helps you understand what information is important to cite and how to cite it. NoodleTools takes care of punctuation and produces a source list that is formatted and ready to print or to be exported into your writing assignments.

1. Getting Started – Creating an Account

- Go to NoodleTools homepage:
<https://www.noodletools.com>
- Click the **Login** link in the **right-hand corner**.
- To create an account click on **Register** and follow the instructions.

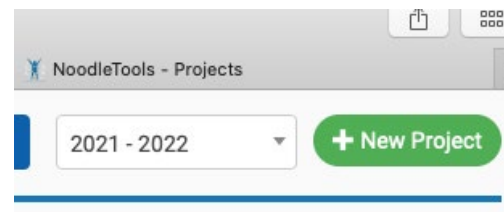
Subscription Information:

- School: WCmtsac
- Password: password



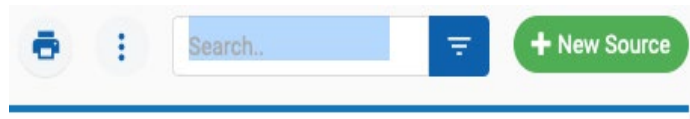
2. Creating a New Project

- Click the New Project button on the top left side of the screen.



- Choose a Project Title (example: ENGL 1A- Genetically Modified Foods).
- Select a Citation style (MLA, APA, or Chicago).
- Choose **Advanced** as the citation level (for College and University use).
- Click Submit.

3. Adding Sources



- Click the **green New Source** button on the top right of the page.
- Choose where you accessed your source (for example, a library database).
- Choose the correct source type from the chart that appears.
- Fill in required information about the source (author, title of source, title of article, etc.)
**When you click in each field, a pop-up box will appear to provide you with tips about the correct citation format (what to include, what to capitalize, etc.). You will also see a small yellow caution symbol appear if NoodleTools detects an error.
- Click **Submit** when you are finished with the form.

4. Editing and Exporting

- Select the “3 dots” button to edit, copy, or delete the entry.
- Use the **In-text reference** link for help on citing the source within the body of your paper (parenthetical reference).



- When you are ready to print your finished list, use the Print/Export button located on the top right of the page.
- Your list is automatically saved in NoodleTools. Simply log back in to retrieve, edit, or add to your list.

